

# *Letter Rhymes*

*An Alphabet Book to Teach the Sounds of Letters*

*Version 2 - with letters to trace*

© J. Jeanne Wherrett, 2021

(Original version © J. Jeanne Wherrett, 1998, 2008, 2013-21)

*“There is a balm in Gilead ...”  
(African-American spiritual)*

Gilead Enterprises  
New Town, Tasmania  
<http://successwithreading.com>

Remember to only refer to the sound of each letter, not its name. “C” and “k” both make the same /k/ sound, so it can be helpful to refer to “c” as “/k/ for cat”, and “k” as “/k/ for kangaroo” or “kicking /k/”. For “x” use the /ks/ sound in the word. In Australia “wh” in whale and wheat is pronounced the same as “w” in wind and waves. In some other places it sounds different.

**Remember to make sounds long wherever possible - /mmm.../ not /muh/;  
/nnn.../ not /nuh/; /fff.../ not /fuh/; /vvv.../ not /vuh/; /lll.../ not /luh/;  
/rrr.../ not /ruh/; /sss.../ not /suh/; /zzz.../ not /zuh/.**

ambulance, anchor, ants<sup>K</sup>, arrows, astronaut  
**balloon**, banana, bat<sup>K</sup>, ball and ball, bee<sup>K</sup>, bike<sup>K</sup>, boomerang, **bucket**, butterfly,  
**car** and **caravan**, caterpillars, clock<sup>K</sup>, clouds, **clown**, **crab**, **cricket**, crocodile  
**dancers**, **didgeridoo**, dinosaur, dog<sup>K</sup>, **dolphin**, dragon, duck<sup>K</sup>  
egg, **elephant**, empty, engine, entertainer, Eskimo<sup>A</sup>  
feathers, feet<sup>K</sup>, **fire** and **fireman**, fish<sup>K</sup>, **flowers**, flute<sup>K</sup>, frog<sup>K</sup>  
galah, glider, **grasshopper**, goat, goose, gorilla, guitar, girl with a guinea pig  
hands / handshake, hang-glider, harp, hat, **helicopter**, hive<sup>K</sup>, hook, **horse**, hydrofoil  
igloo, inches, India, Indian chief<sup>A</sup>, insect  
jar, jelly, **joey** (a baby kangaroo), jug, **juggle**, **jump**  
**kangaroo** (with a joey in its pouch), **kayak**, **kick**, **kiwi**, kite<sup>K</sup>, **koala**, **kookaburra**  
ladybird, lake<sup>E</sup>, lighthouse, lightning, **lion**, lizard,  
magnet, magnifying glass, masks, match, microscope, mountain, mushroom  
nail, nest<sup>K</sup>, nib, nose<sup>K</sup>, numbat<sup>K</sup>, nuts<sup>K</sup>  
**observatory**, opera house, orange, Oscar the octopus  
pack<sup>K</sup>, parachute, peg, pelican, pencil, **penguins**, **platypus**, post  
quarter, **queen**, question mark, quill, quiver, **quoll**  
**rabbit**, **rat**, rhinoceros, ring, **rock climber**, **runner**  
**seahorse**, **seal**, snake<sup>K</sup>, snowman, squirrel, **starfish**, **swan**, stars  
tap<sup>K</sup>, Tasmanian devil, tent<sup>K</sup>, **tiger**, **tractor**, **trampoline**, tree<sup>K</sup>  
ugly, up, an upside down clown with an umbrella<sup>A</sup>, underwater  
vegetables, **video tape**, violet, vine, violin, **volcano**  
**wave** (with surfer), web, whales<sup>K</sup>, wheat, **windmill**, wombat, **windsurfer**  
x/cox, **x/fox**, **x/jack-in-a-box**, x/six, **X-ray**  
yabby<sup>W</sup>, yak<sup>K</sup>, **yacht**, yawn<sup>M</sup>, yolk, yoyo  
**zebra**, zero, z/grandpa, zigzag, zip, zoo

Illustrations listed in **bold** are copyright *The Down Under Collection*, 1993, New Horizons, Armidale, New South Wales

<sup>K</sup> © Kristy Wherrett-Sands, 1995, 2008

<sup>A</sup> © A.H.M. Wherrett, 2004, 2008

<sup>E</sup> © J. W. England, photographer, Sandy Bay, Tasmania, approx 1972

<sup>M</sup> © Mark Sands, 2000

<sup>W</sup> © S. & J. Woods, “Kyalla”, Corrigin, WA (yabby growers / processors)

All illustrations used with permission.

From *Gilead® Success with Phonics, 2nd ed.*

ISBN 978-1-875866-38-0




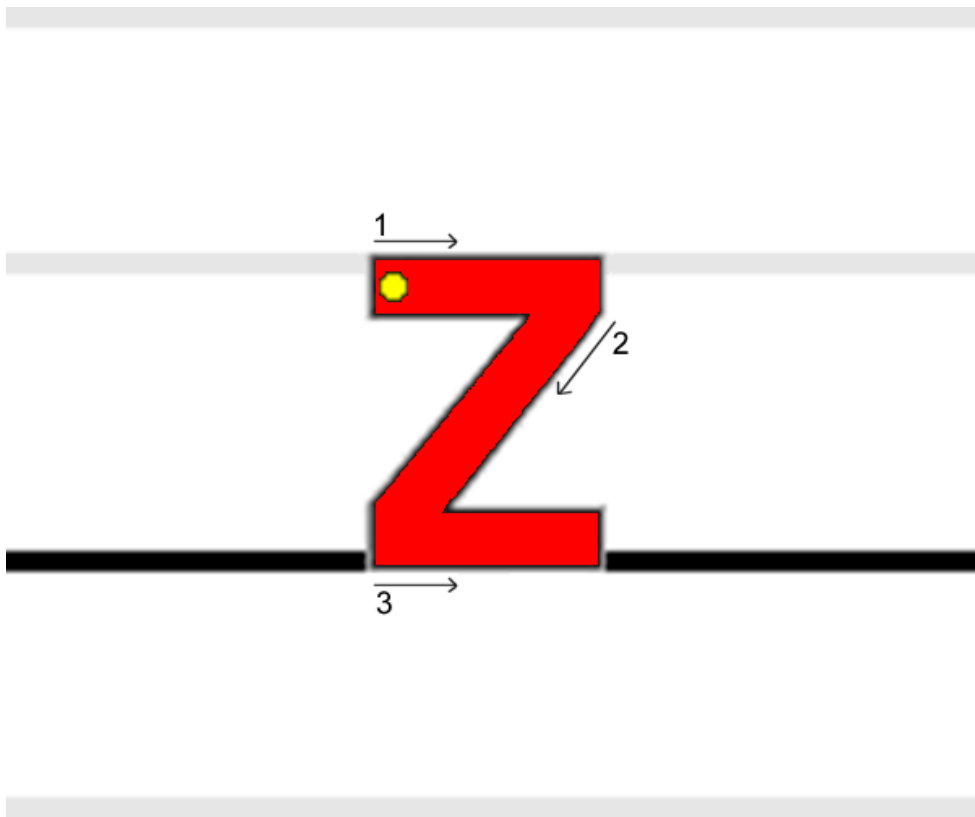
"Zzzzz" says the bee

as it zooms away.

"Zzzzz" says Grandpa

as he sleeps all day.





“Across, down, across.”

Remember to make the sound as long as you can - /zzz.../ not /zuh/.

Rationale

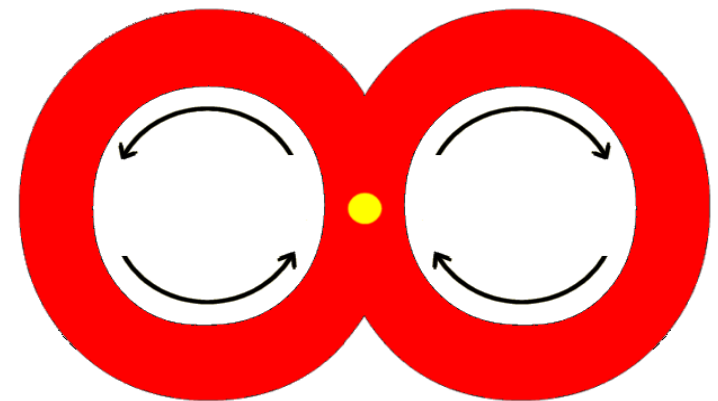
It is essential that children learn the most common sound of each letter. This is easiest before they learn the names and/or the other, less common sounds of the letters. But if they already know the name of a letter, just say, “That’s good. That’s its name. Can you remember its sound too?”

The pages with red letters show the starting points (yellow dots) and directions for your child to trace the letters with a finger, starting at the yellow dot and going in the direction shown by the arrows. You may like to say “back and round” etc. as your child traces each letter.

To make this experience more tactile, you can coat each letter with red glitter glue, being careful not to cover the yellow dot.

Always writing letters with consistent starting points and directions helps to reduce b/d/p/q confusion, and writing letters backwards, e.g. C, S, f, j ...

Racetrack



Tracing around this racetrack can help with learning the correct way to write letters - five times around the track for a warm up.

Also, make a racetrack as large as possible in the air, in the sand at the beach, with finger paint, etc. Check correct directions.

-----  
An explanation for parents and teachers:

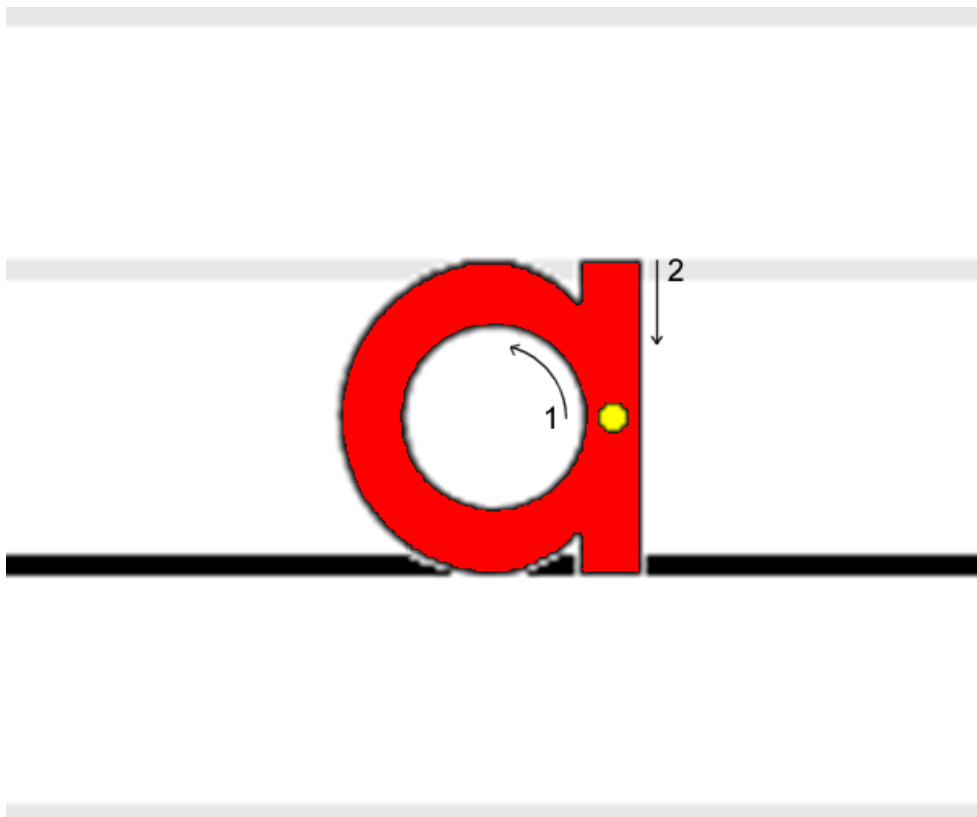
Imagine a vertical line through the yellow dot.

If you come to the circle (or curve) first, start with “back and round”:


a, c, d, e, f, g, o, q, s.

If you come to the stroke first, do that first (always starting at the top), then “up and round (or over)”:

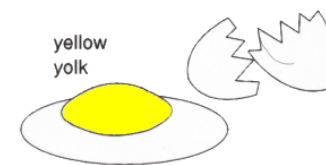


b, h, m, n, p, r.



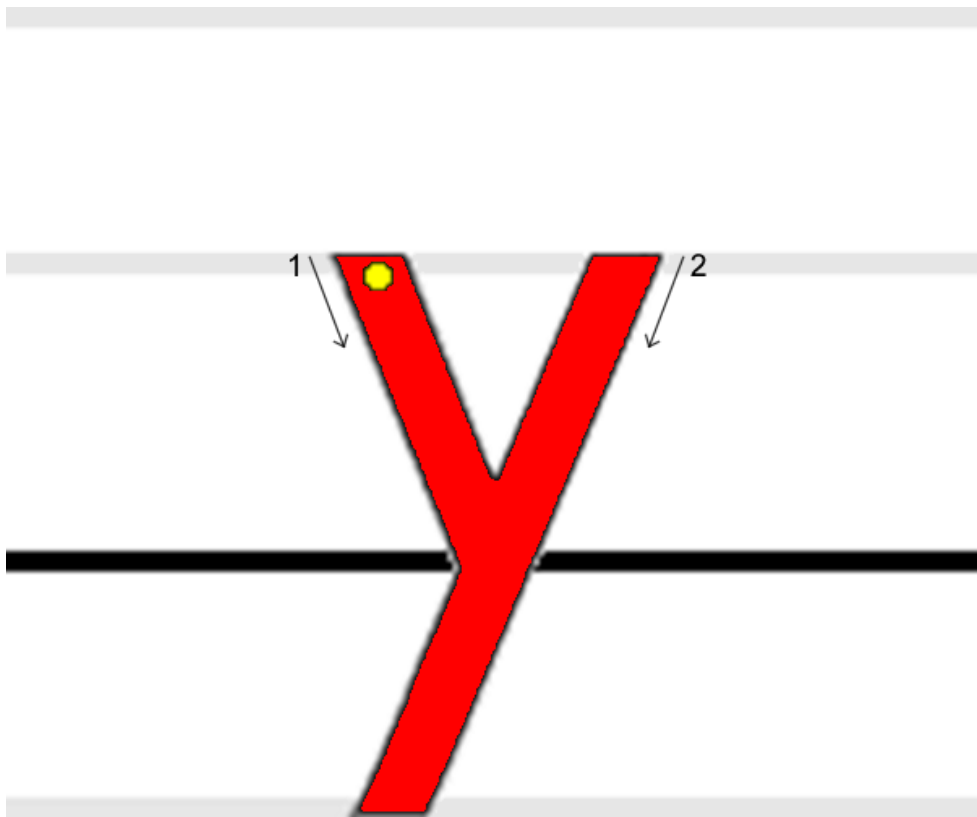
“Back and round, top and down.”



**Y** is for "yes"  
which you yell out loud  
as your yellow yo-yo  
loops to the ground.








"Down, down."

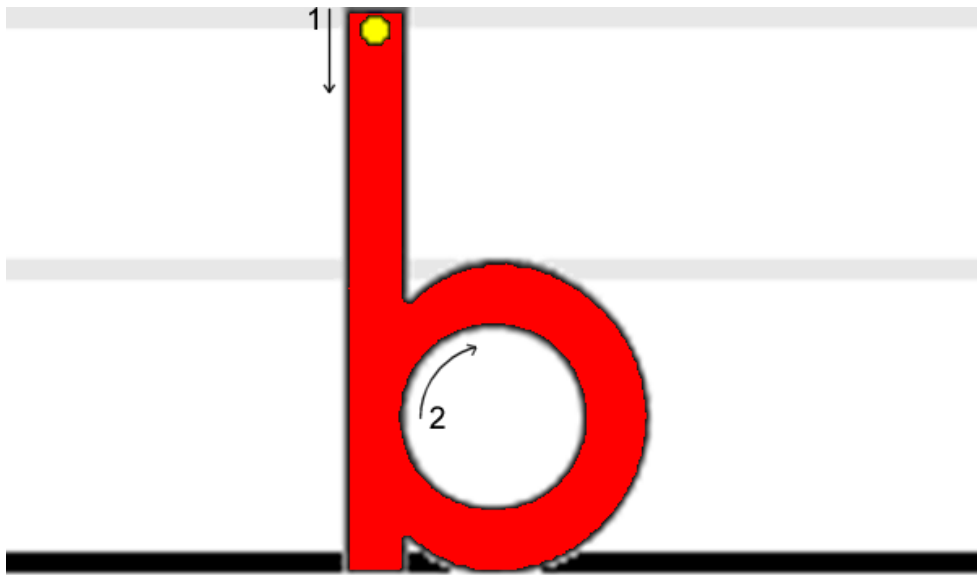


**a** is for apple  
all round and fat.

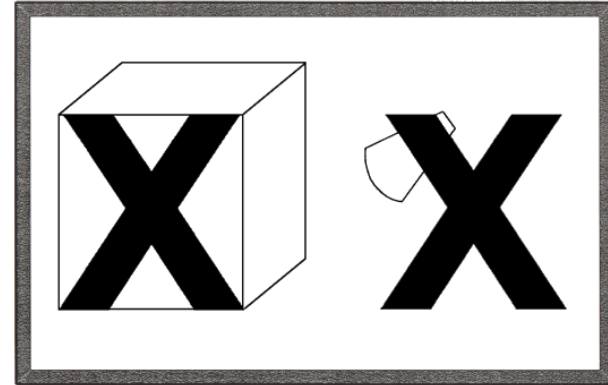


On the stem on the side  
you can hang your hat.





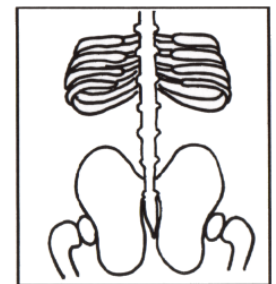
“Top to bottom, up and round.”

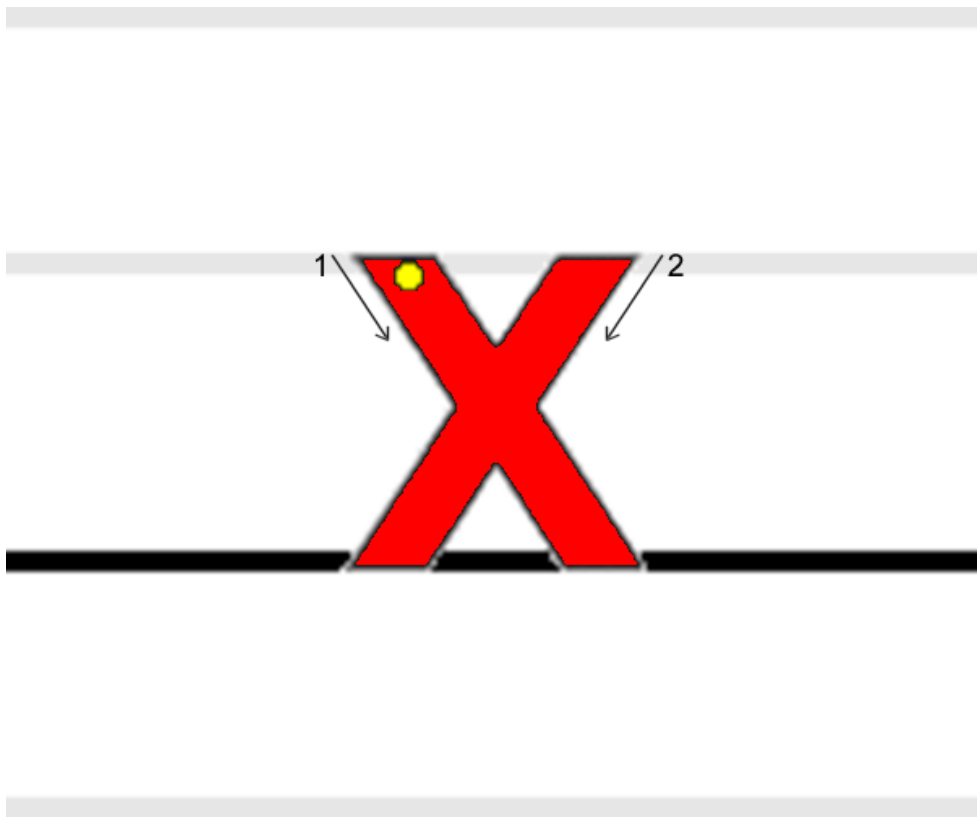


6



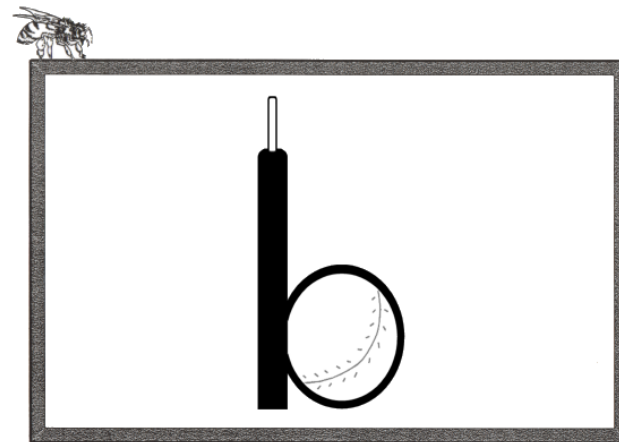
**X** is in box,  
 in fox and in six,  
 and in axe which we chop,  
 our wood to fix.





“Down, down.”

Remember to use the /ks/ sound for “x”, not the /z/ sound when it starts a word, e.g. xylophone.



**b** is for bounce,

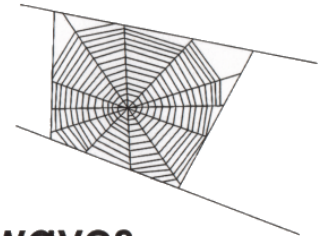

bat and ball.

The bat comes first  
as you bash your ball.





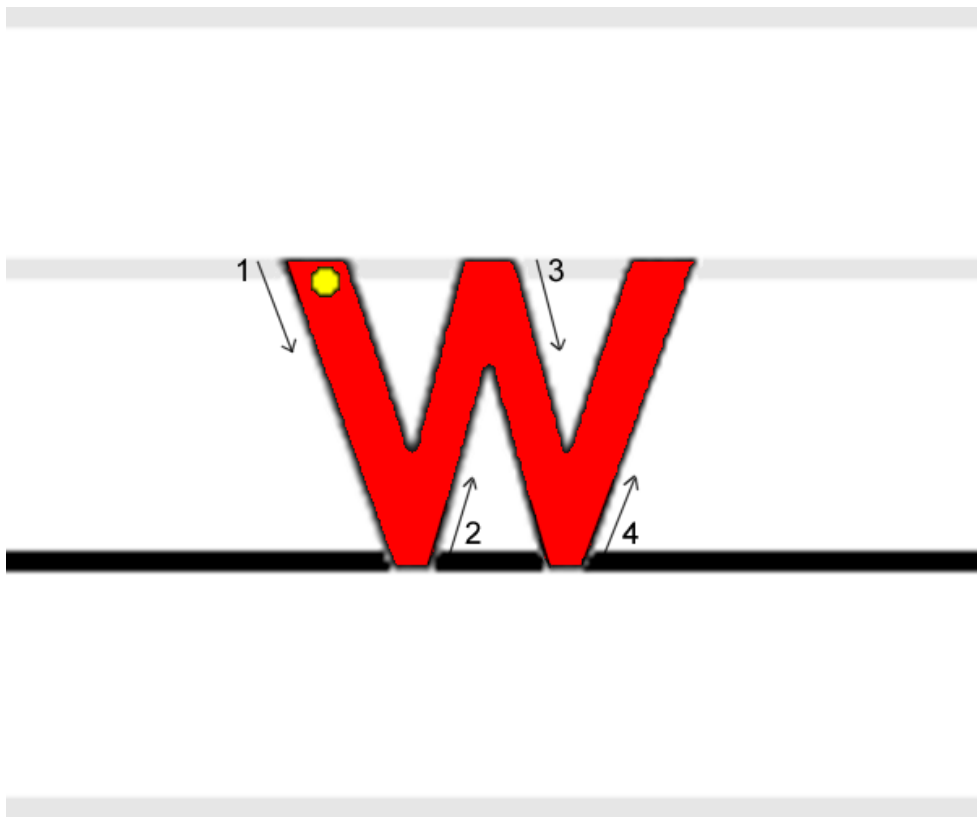


“Back and round.”





**W** is for wind  
which blows the waves  
for wind-surfers to jump  
and win the games.





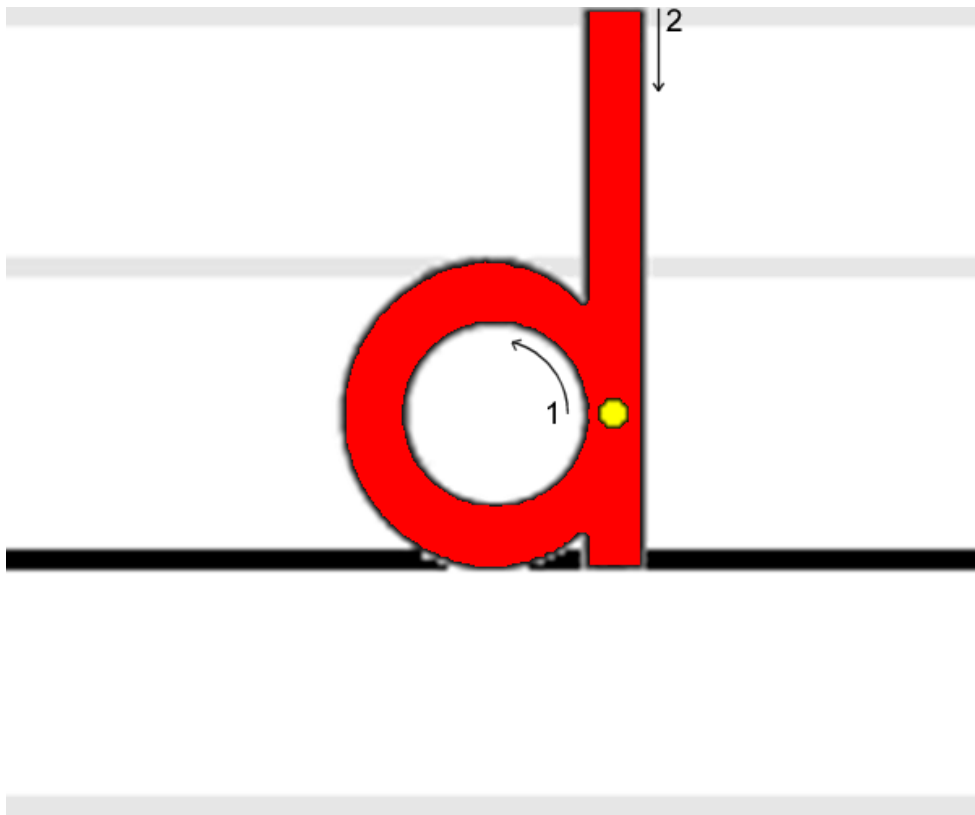


“Down, up, down, up.”







**C** is for cat  
 curled comfortably here.  
 That cat can catch mice  
 which dare to come near.



“Back and round, top and down.”



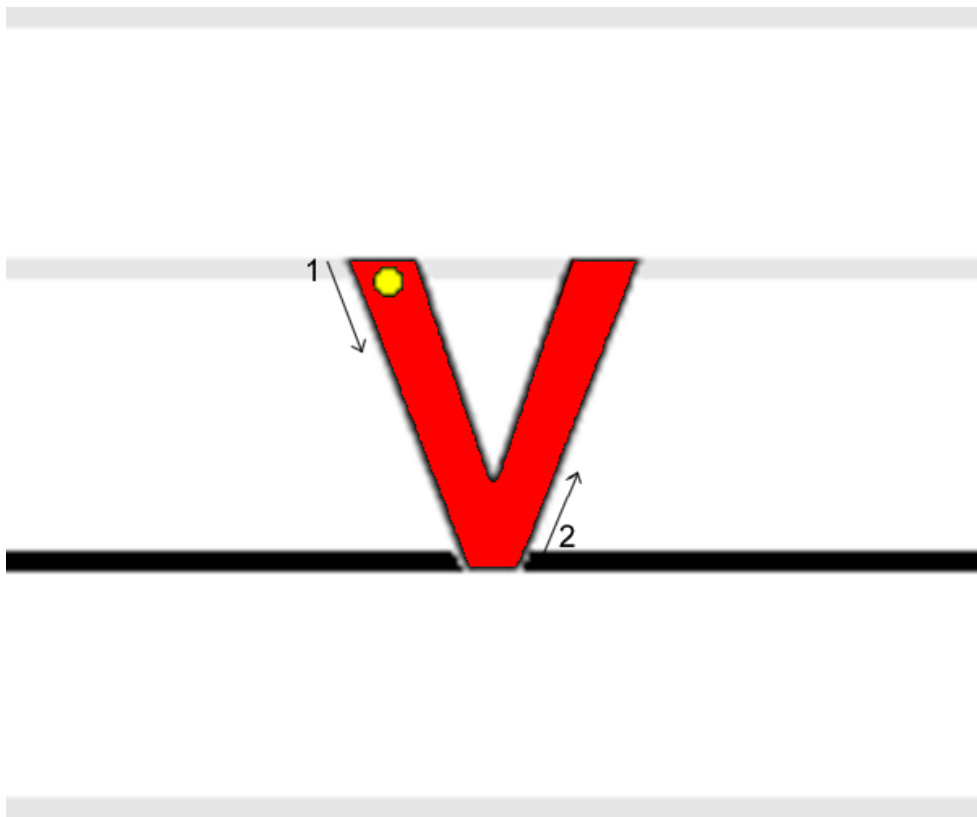
**V** is for vase

and velvety clothes,  
as well as for valley




with its river which flows.





“Down, up.”

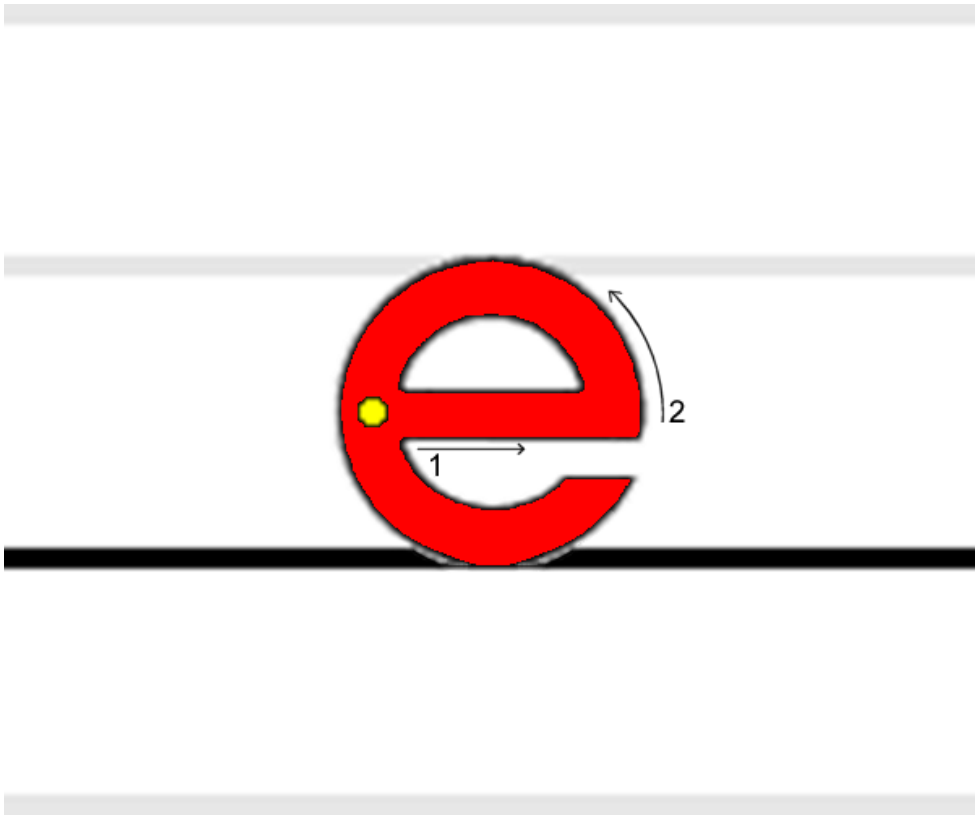
Remember to make the sound as long as you can - /vvv.../ not /vuh/.






**d** is for drum  
all round and thick.  
First comes the drum  
and then the stick.





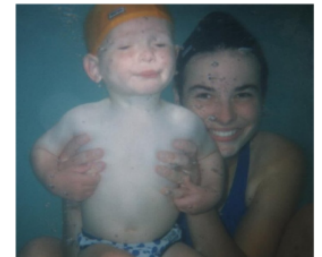


“Left to right, back and round.”

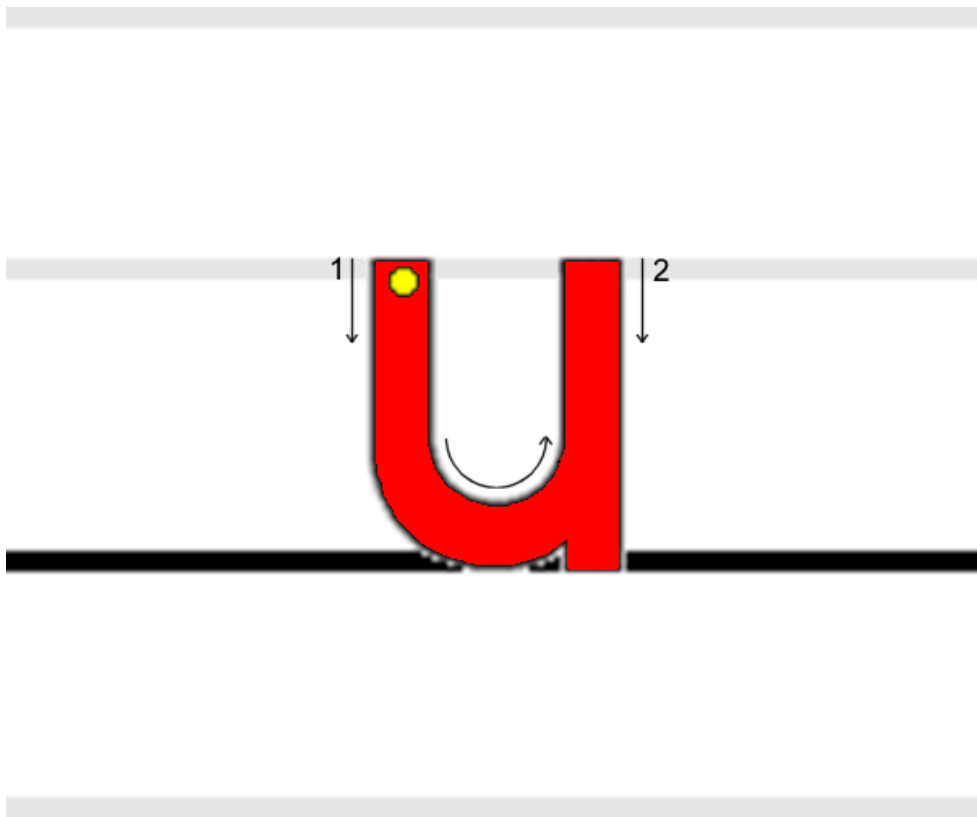


**u** is for umbrella  
which goes up in the rain.



If you're not under an umbrella  
what a pain !








“Down, around, down.”

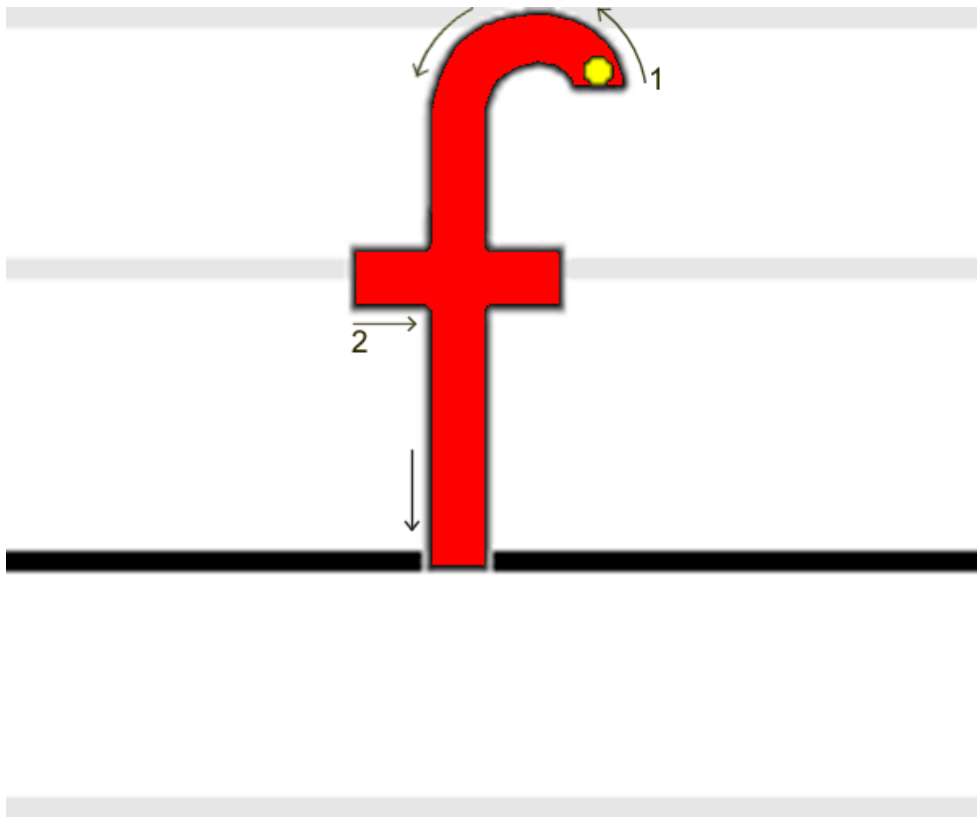


**e** is for egg

divided in two.


With a hole in the side  
to let out the goo.






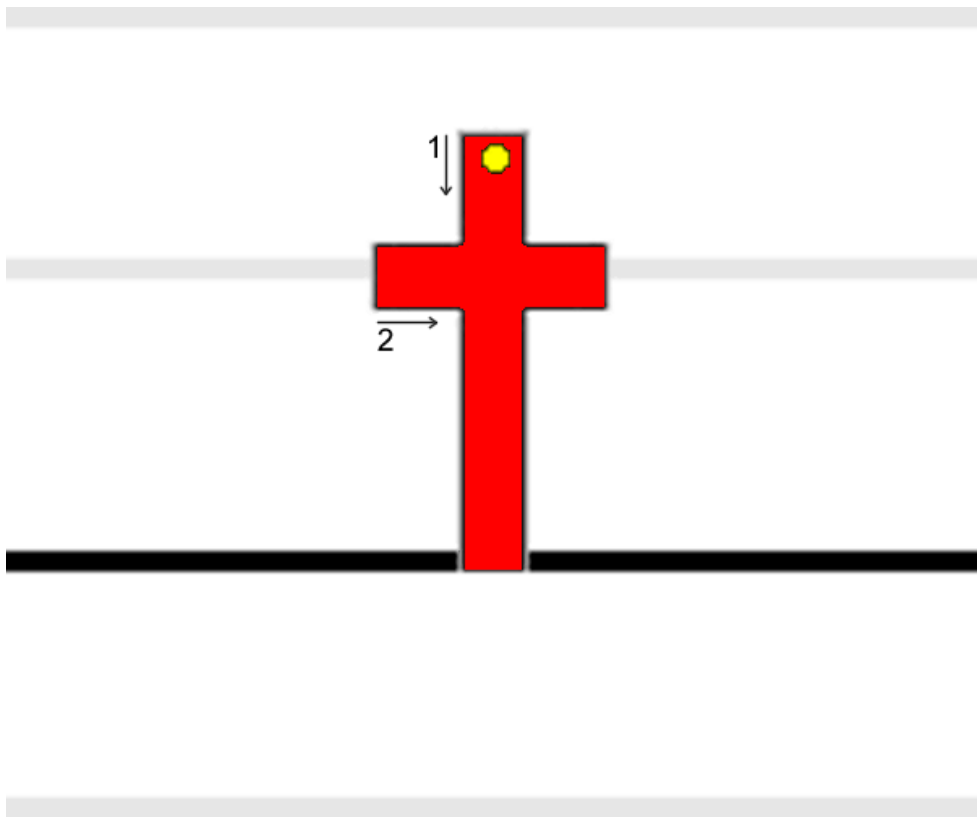
“Back, round and down, across.”

Remember to make the sound as long as you can - /fff.../ not /fuh/.




**f** is for tall,  
tower and tap.  
Tick like a clock;  
it's time for a nap.






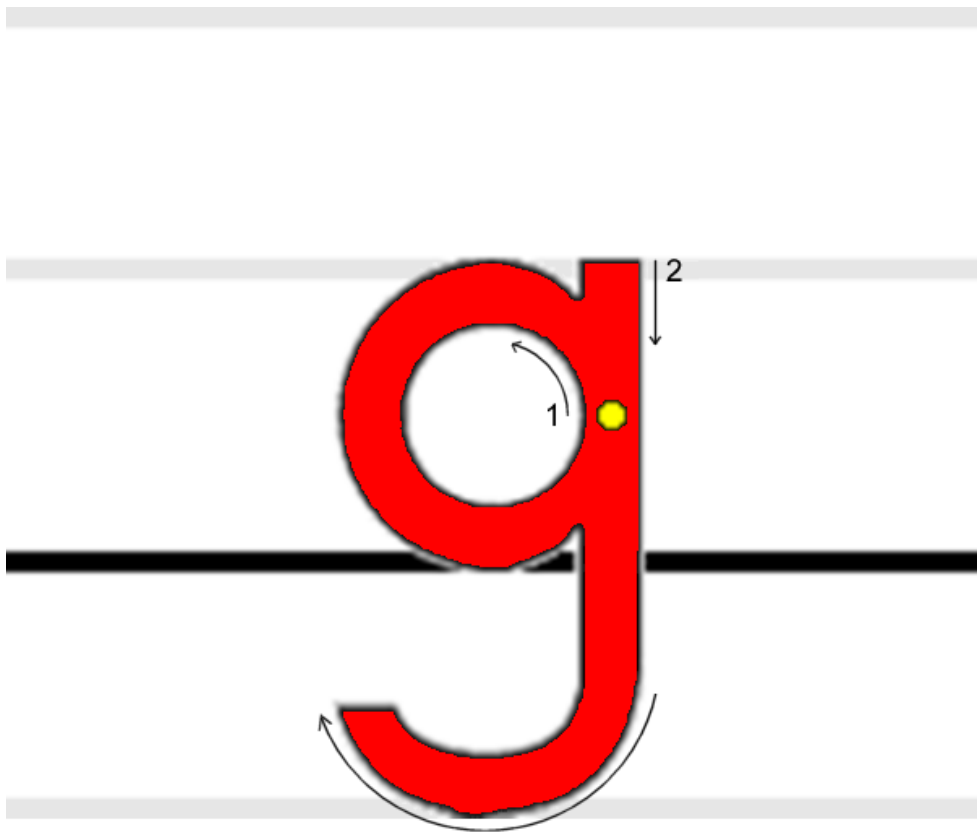
“Down, across.”





**f** is for fishing  
with your fine fishing rod.

For filling your fridge  
catch lots of cod.







“Back and round, down and round.”



**S** is for snake  
which slithers along.

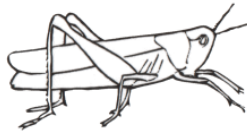
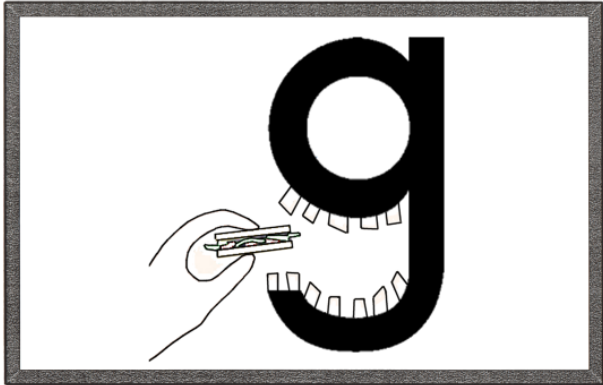
“Sssss” says the snake  
as he sings his song.






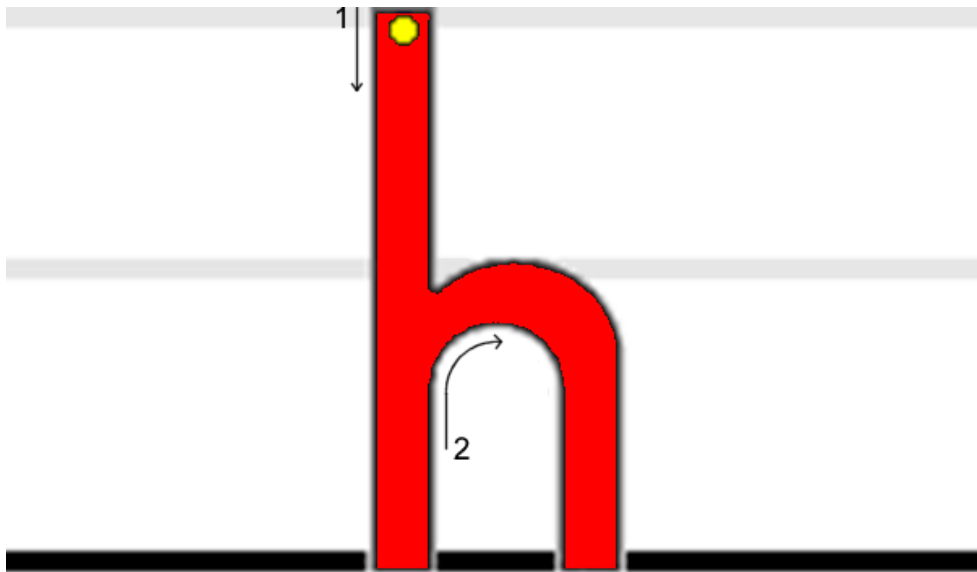
“Back and round.”

Remember to make the sound as long as you can - /sss.../ not /suh/.

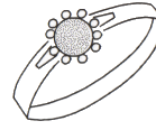



**g** is for gobble,  
goat and "good grief".  
My goat ate your grapes.  
He's not really a thief.





“Top to bottom, up and over.”

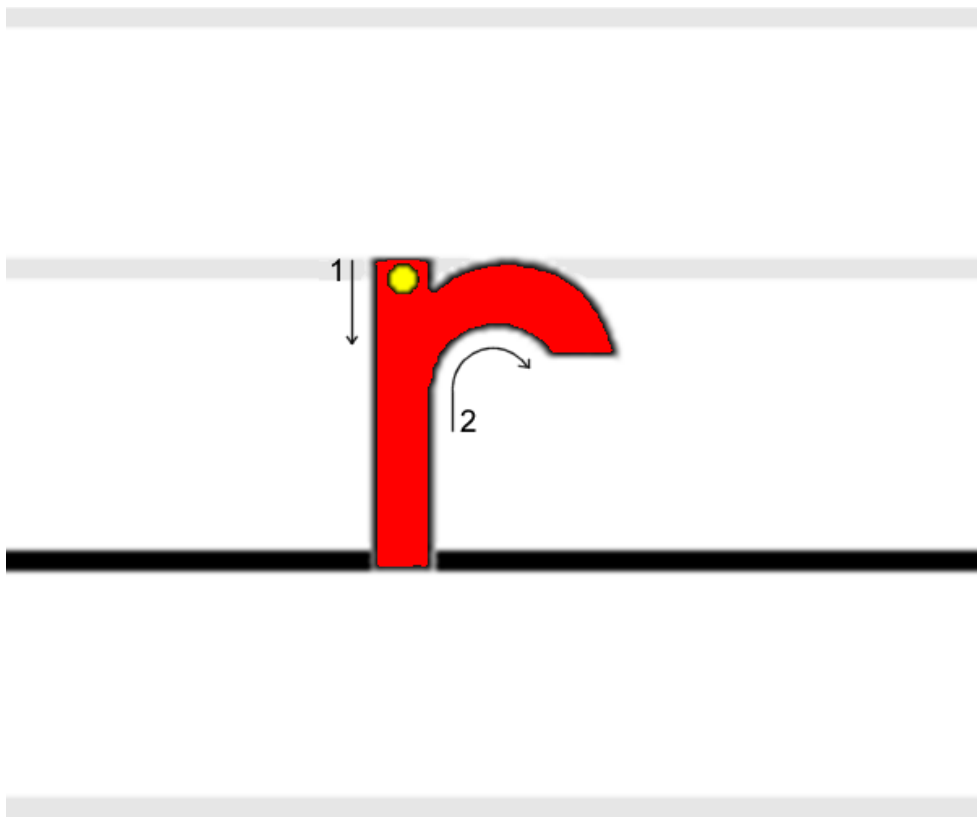


**r** is for ring,  
riddle and right.

“Rrrr” says the old car  
as it tries to start.









“Top to bottom, up and over.”

Remember to make the sound as long as you can - /rrr.../ not /ruh/.



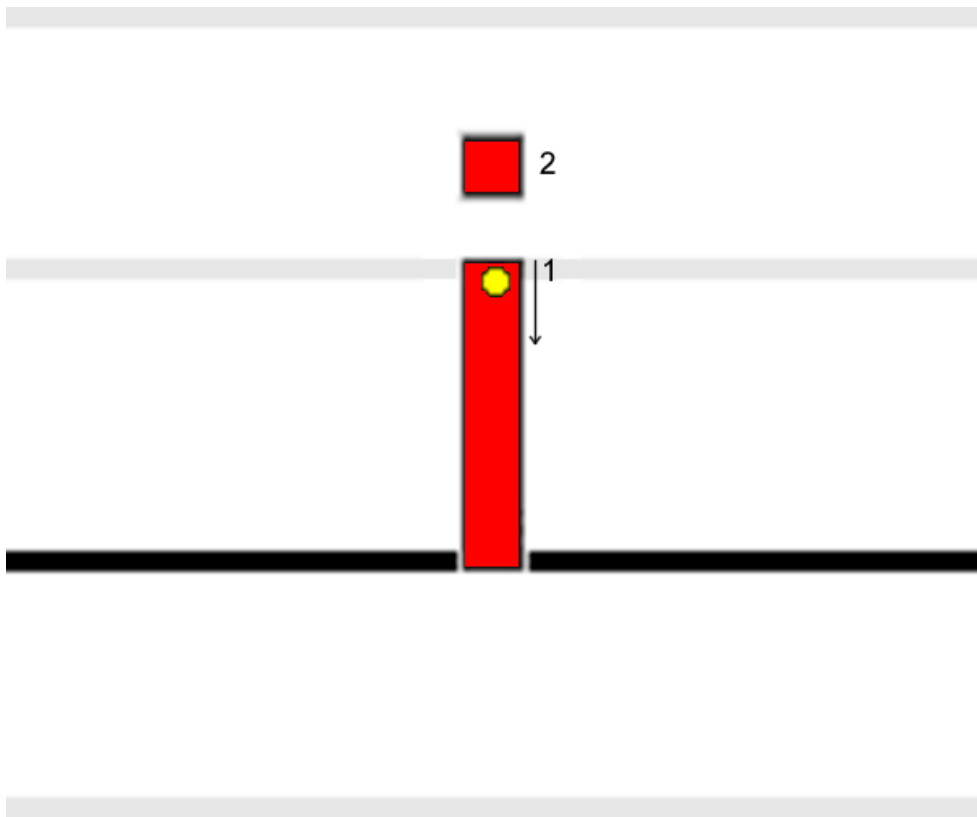
**h** is for hop

when the road is too hot.


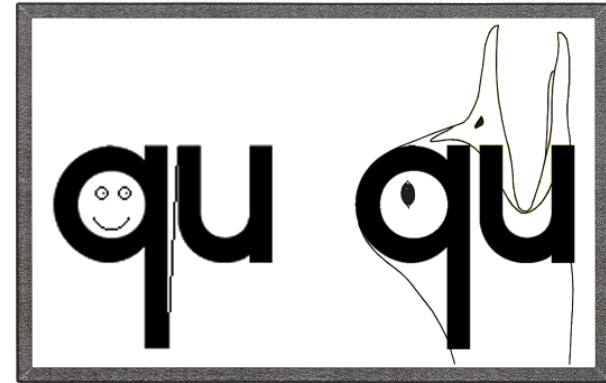
Henrietta hates shoes

so she often must hop.





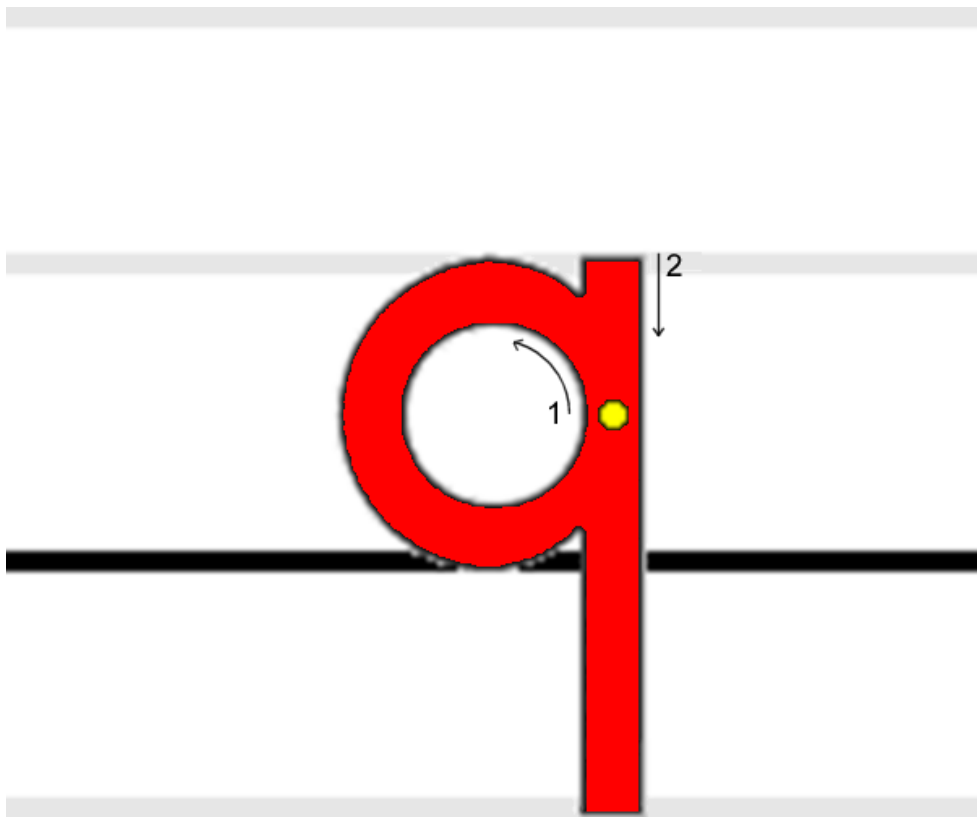
“Top to bottom, then the dot.”



But they're not quiet at all when they quack like a duck.

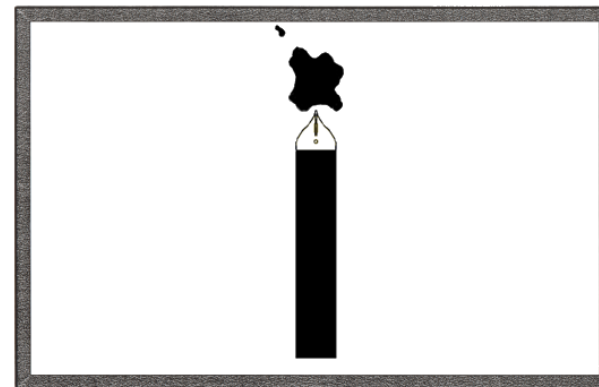







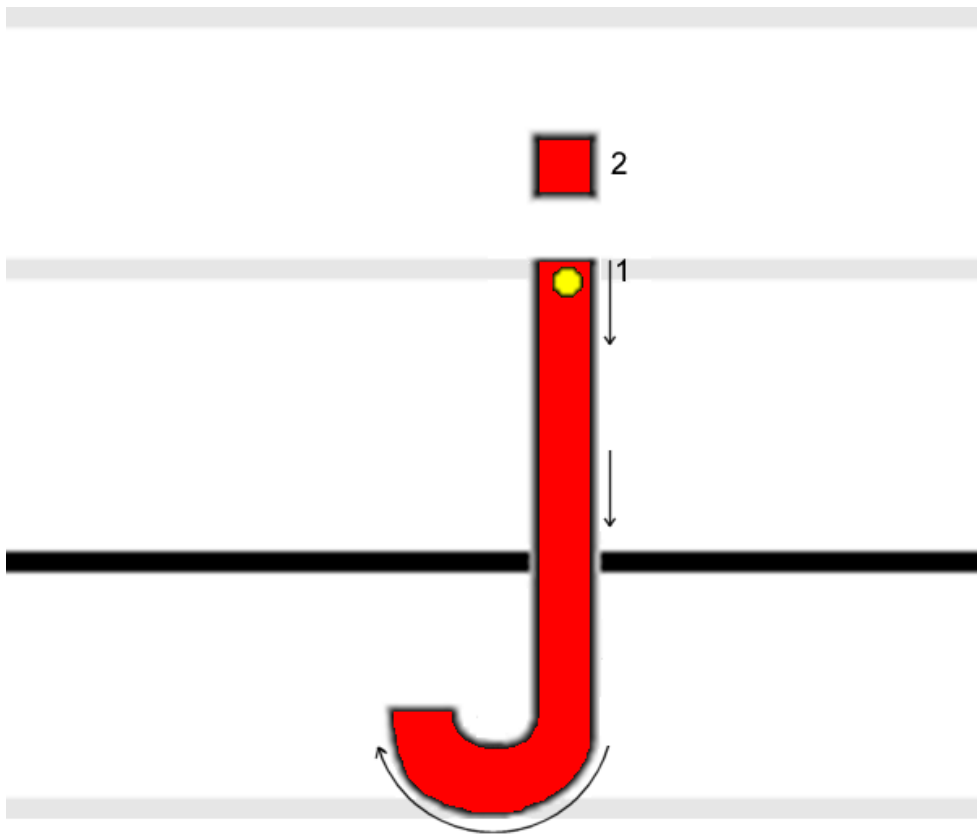
“Back and round, top and down.”

You can add, “Then a kick.”

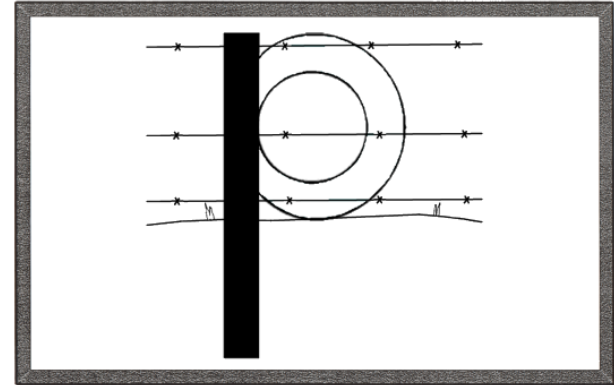


**i** is for ink  
 which makes a big mess.  
 Also Indian, igloo,  
 inch and insect.



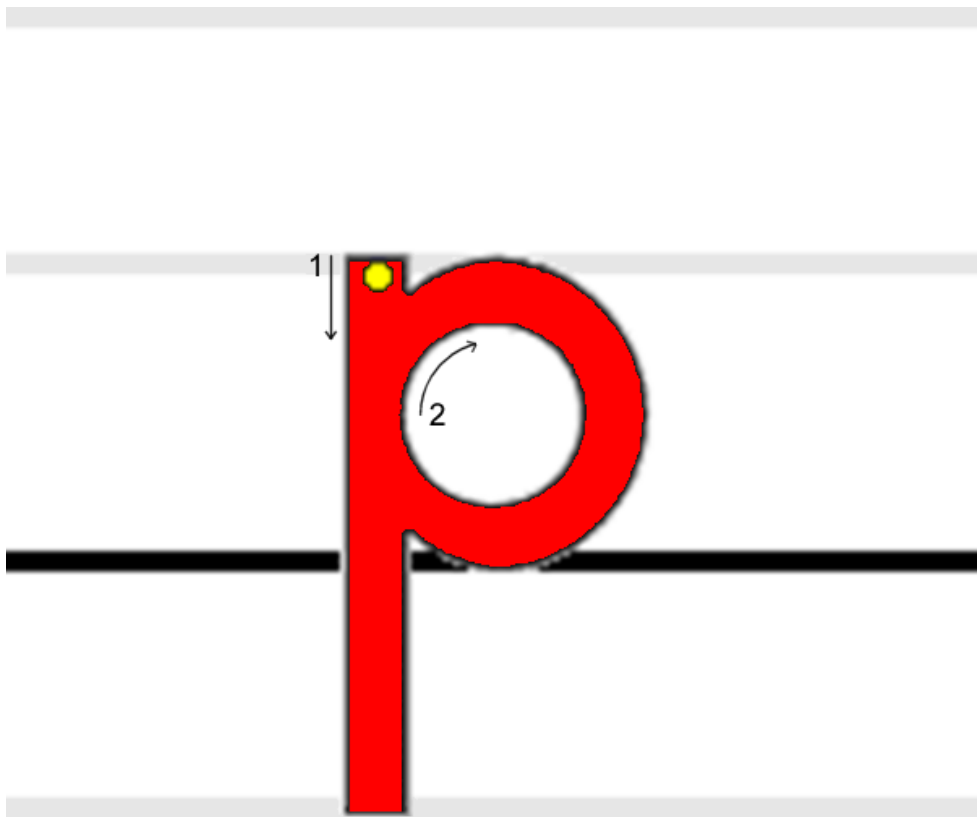


“Down and round, then the dot.”





**p** is for post  
 dug deep in the ground.  
 The post must come first  
 or your fence will fall down.





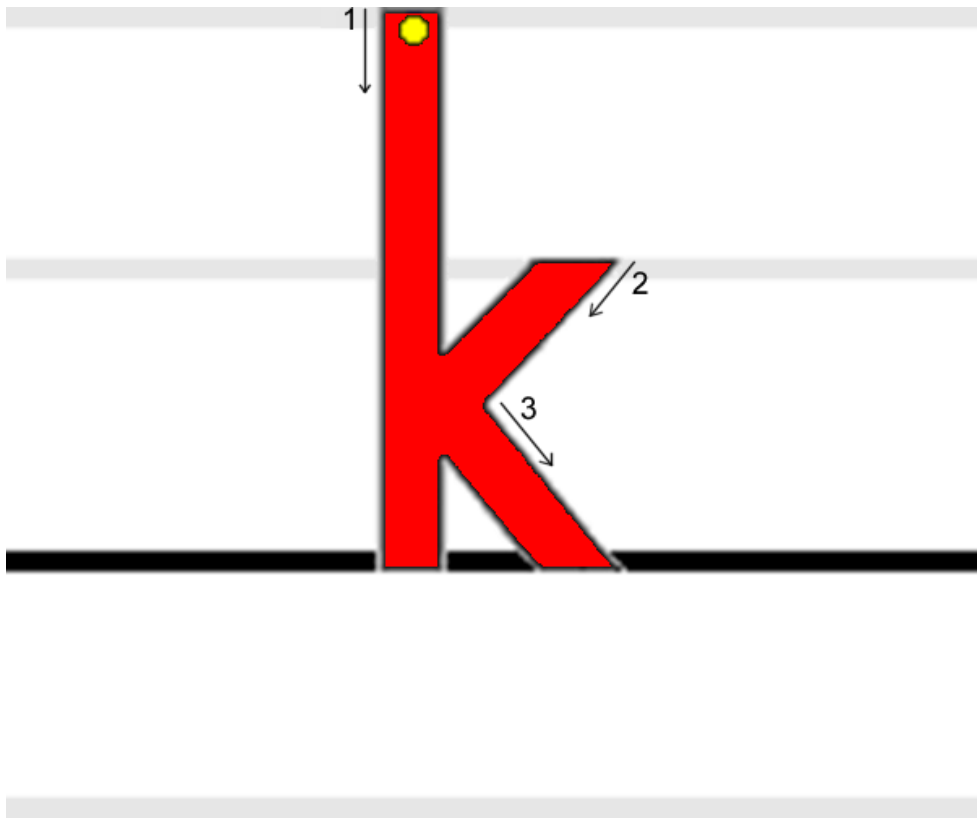
"Top to bottom, up and round."





**j** is for jump  
right over the letter.

Even James and Jiemba  
couldn't do better.






“Down, down, down.”




**O** is for orange  
and octopus too.

How odd to see Oscar  
observing you.





“Back and round.”

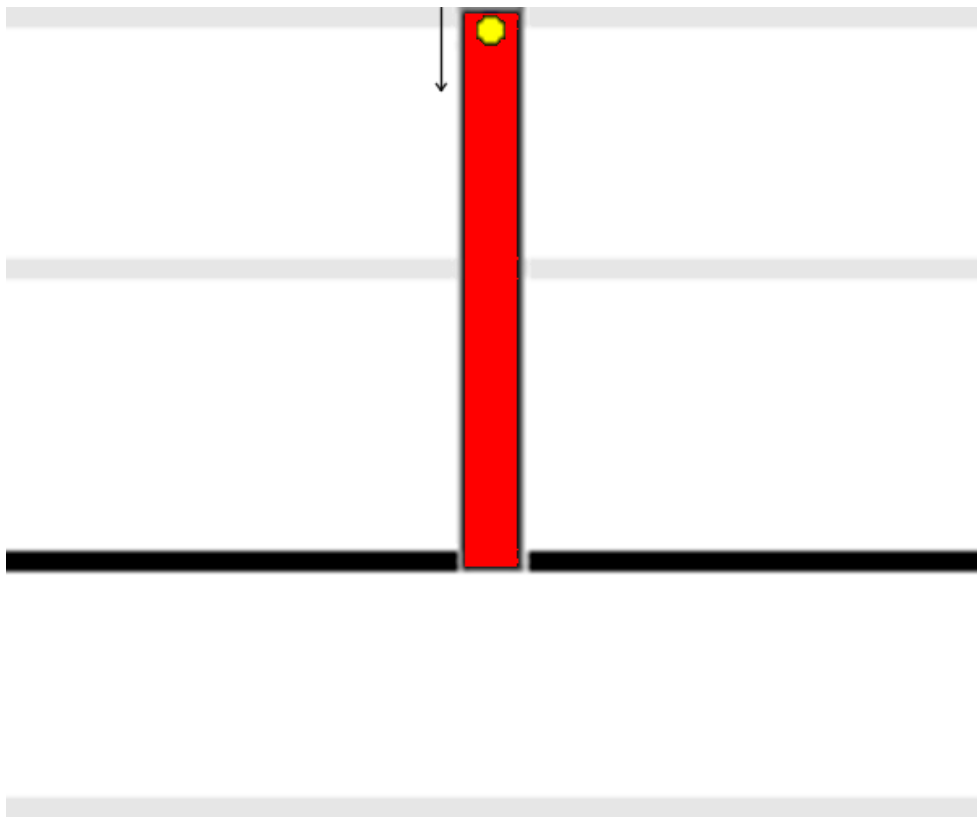


**K** is for kangaroo  
who loves to kick.



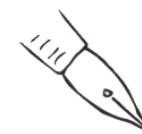
I think he'd be good  
for your team to pick.





“Top to bottom.”

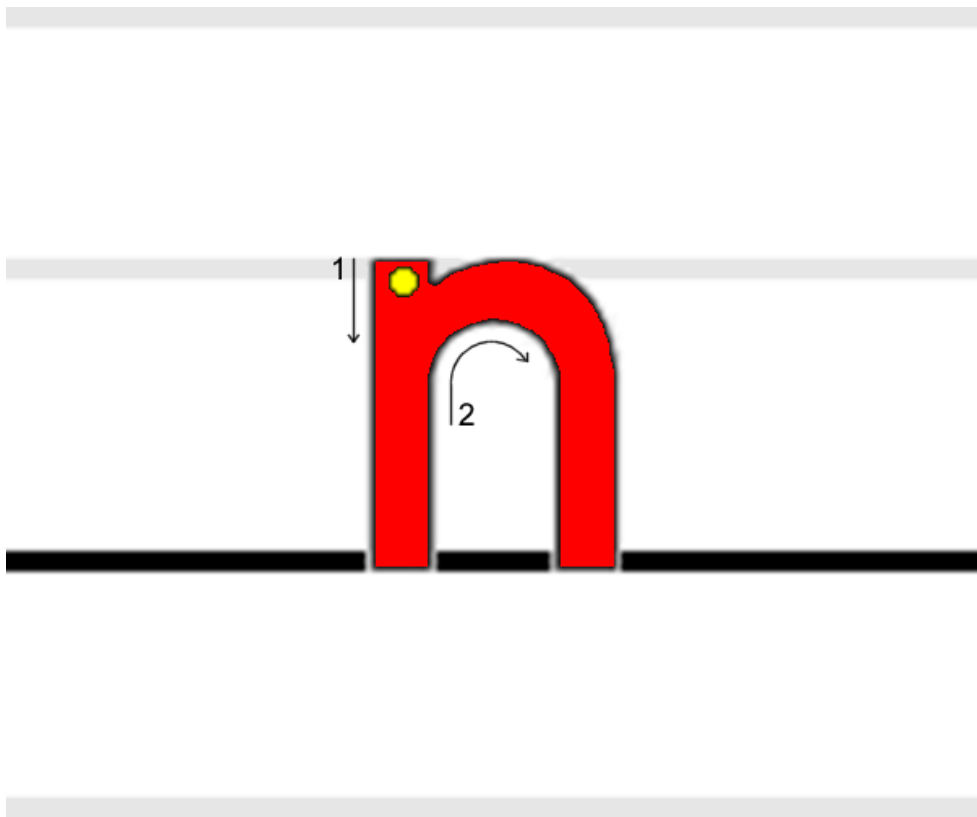
Remember to make the sound as long as you can - /nn.../ not /nuh/.



**n** is for noise  
which never is nice.


Cover your ears  
is my advice.



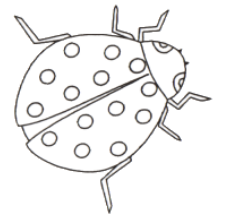



“Top to bottom, up and over.”

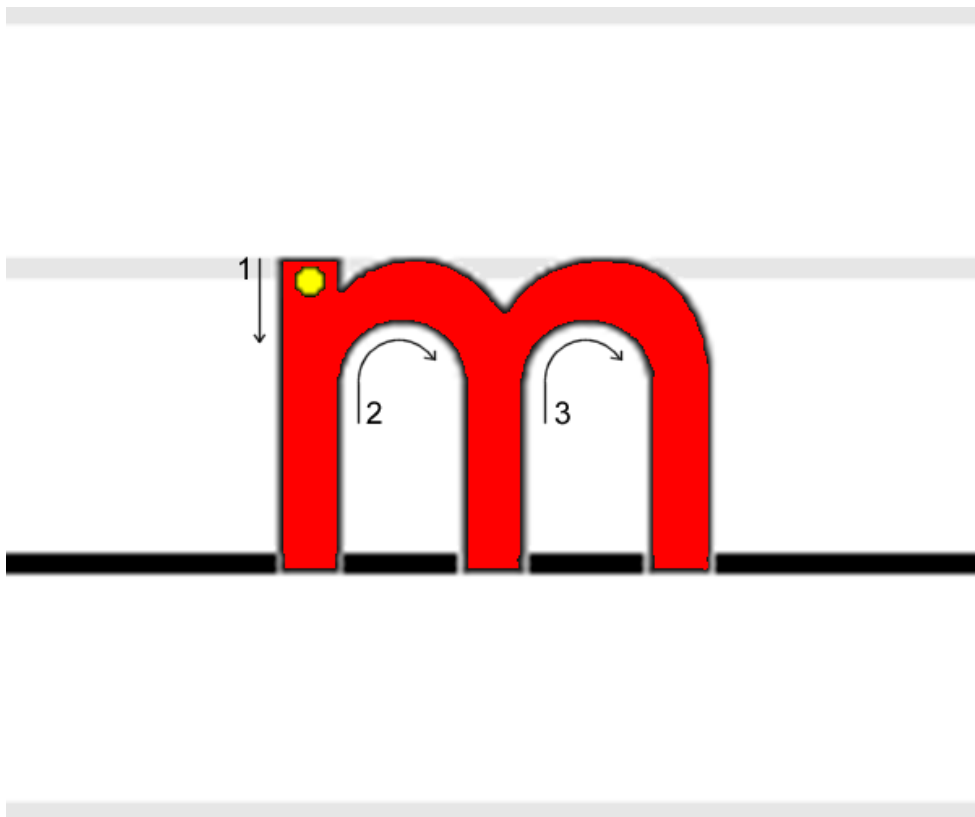
Remember to make the sound as long as you can - /nnn.../ not /nuh/.



**l** is for lamppost  
tall and thin.  
The light at the bottom  
can be rather dim.









“Top to bottom, up and over, up and over.”

Remember to make the sound as long as you can - /mmm.../ not /muh/.



**m** is for mountain  
which is mighty to climb.  
"Mmmm..." says the man,  
"Will I make it this time?"